





PRODUCT FEATURES:

- > Compound curve back and seat shell.
- > Signature black urethane arm.
- > Two mechanism options: Synchro-tilt or Knee-tilt
- > Fixed or concealed back height adjustment options.
- > Pneumatic lift is standard.
- > Two base options: Black nylon (standard) or polished aluminum.
- > Dual wheel carpet casters standard.
- > Optional glides or soft-tread casters available at no up-charge, please specify.







MODEL #		BASE FINISH	FABRIC GRADES								LEATHER GRADES			
			COM	1	COL 2	3	4	5	6	7	8	L1	L2	L3
821	 <p>Mid-Back Synchro-Tilt Fixed Height Back W 24 D 26 H 38 - 42 Seat Ht. 17 1/2 - 21 1/2 Arm Ht. 25-29 2 Yds. 59 lbs. TB 133, add \$75 List</p>	Black Nylon	977	1049	1073	1097	1121	1145	1169	1193	1217	1497	1627	1757
		Polished Aluminum	1079	1151	1175	1199	1223	1247	1271	1295	1319	1599	1729	1859
823	 <p>Mid-Back Synchro-Tilt Adjustable Height Back W 24 D 26 H 38 - 42 Seat Ht. 17 1/2 - 21 1/2 Arm Ht. 25-29 2 Yds. 59 lbs. TB 133, add \$75 List</p>	Black Nylon	977	1049	1073	1097	1121	1145	1169	1193	1217	1497	1627	1757
		Polished Aluminum	1079	1151	1175	1199	1223	1247	1271	1295	1319	1599	1729	1859
825	 <p>Mid-Back Knee-Tilt Fixed Height Back W 24 D 26 H 38 - 42 Seat Ht. 17 1/2 - 21 1/2 Arm Ht. 25-29 2 Yds. 59 lbs. TB 133, add \$75 List</p>	Black Nylon	957	1029	1053	1077	1101	1125	1149	1173	1197	1477	1607	1737
		Polished Aluminum	1059	1131	1155	1179	1203	1227	1251	1275	1299	1579	1709	1839
827	 <p>Mid-Back Knee-Tilt Adjustable Height Back W 24 D 26 H 38 - 42 Seat Ht. 17 1/2 - 21 1/2 Arm Ht. 25-29 2 Yds. 59 lbs. TB 133, add \$75 List</p>	Black Nylon	957	1029	1053	1077	1101	1125	1149	1173	1197	1477	1607	1737
		Polished Aluminum	1059	1131	1155	1179	1203	1227	1251	1275	1299	1579	1709	1839

PRODUCT FEATURES:

- > Compound curve back and seat shell.
- > Signature black urethane arm.
- > Two mechanism options: Synchro-tilt or Knee-tilt
- > Fixed or concealed back height adjustment options.
- > Pneumatic lift is standard.
- > Two base options: Black nylon (standard) or polished aluminum.
- > Dual wheel carpet casters standard.
- > Optional glides or soft-tread casters available at no up-charge, please specify.



MODEL #		BASE FINISH	FABRIC GRADES								LEATHER GRADES			
			COM	1	COL		3	4	5	6	7	8	L1	L2
831 	High Back Synchro-Tilt Fixed Height Back W 24 D 26 H 42 - 46 Seat Ht. 17 1/2 - 21 1/2 Arm Ht. 25-29 2 1/2 Yds. 63 lbs. TB 133, add \$75 List	Black Nylon	1026	1116	1146	1176	1206	1236	1266	1296	1326	1676	1839	2001
		Polished Aluminum	1128	1218	1248	1278	1308	1338	1368	1398	1428	1778	1941	2103
833 	High Back Synchro-Tilt Adjustable Height Back W 24 D 26 H 42 - 46 Seat Ht. 17 1/2 - 21 1/2 Arm Ht. 25-29 2 1/2 Yds. 63 lbs. TB 133, add \$75 List	Black Nylon	1026	1116	1146	1176	1206	1236	1266	1296	1326	1676	1839	2001
		Polished Aluminum	1128	1218	1248	1278	1308	1338	1368	1398	1428	1778	1941	2103
835 	High Back Knee-Tilt Fixed Height Back W 24 D 26 H 42 - 46 Seat Ht. 17 1/2 - 21 1/2 Arm Ht. 25-29 2 1/2 Yds. 63 lbs. TB 133, add \$75 List	Black Nylon	1006	1096	1126	1156	1186	1216	1246	1276	1306	1656	1818	1981
		Polished Aluminum	1108	1198	1228	1258	1288	1318	1348	1378	1408	1758	1920	2083
837 	High Back Knee-Tilt Adjustable Height Back W 24 D 26 H 42 - 46 Seat Ht. 17 1/2 - 21 1/2 Arm Ht. 25-29 2 1/2 Yds. 63 lbs. TB 133, add \$75 List	Black Nylon	1006	1096	1126	1156	1186	1216	1246	1276	1306	1656	1818	1981
		Polished Aluminum	1108	1198	1228	1258	1288	1318	1348	1378	1408	1758	1920	2083